

2019



 CARBO
LIFE

life changing
products

CATALOGUE 2019

CONTENT

Hand rims

- 6 Hand rim Overview
- 9 Curve and Curve L
- 13 Gekko and Gekko S
- 17 Curve and Curve L Tetra Grip
- 21 Quadro

Clothing guards

- 24 Surfaces & colors
- 26 Clothing guard blanks with fender
- 28 Clothing guard SOPUR
- 30 Clothing guard TiLite
- 32 Clothing guard Panthera
- 34 Clothing guard KiMobility
- 35 F200 Clothing guard without fender

Others

- 36 Footplate
- 36 Footrests

Support

- 39 Guarantee
- 39 Crash Replacement

43 Contact



EXPERIENCE MEETS PASSION

Based on longtime scientific experience, CarboLife develops and produces premium products, made of innovative composites. The Dresden-based company integrates lightweight construction expertise in rehabilitation products.

We gained our extensive knowledge in the field of practical lightweight construction through longtime scientific work for the aviation, automotive and shipping industries.

Our products are based on lightweight construction materials like carbon. Its our aim to combine functionality and aesthetics, since assistive devices accompany the physically impaired during the whole day. Based on our experience in lightweight construction, we create products, that are light, functional and of high aesthetic quality.



Perfect ergonomics
with every push.

HAND RIMS OVERVIEW

Hand rims for Paraplegics

functioning hand with **full** hand power

functioning hand with **reduced** hand power

HAND SIZE

small large

small large



Curve



Curve L



Gekko S
with Silicon band



Gekko
with Silicon band



Hand rims for Tetraplegics

limited hand function **with** Triceps

limited hand function **without** Triceps



Curve Tetra Grip

Profile size 28 mm | strong grip



Curve L Tetra Grip

Profile size 34 mm | maximum grip



Quadro
maximum grip

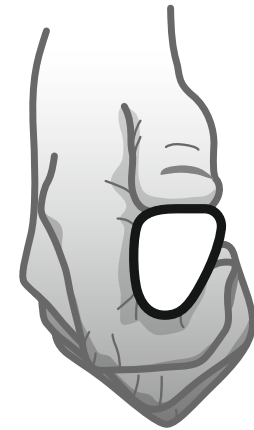




CURVE & CURVE L



Curve



Curve L

Advantages

The innovative profile enables you to gain controlled, low-effort grip while stabilising your wrist. Compared to conventional handrims, the hand muscles tire less and helping to reduce cramps and relieve pain due to carpal tunnel syndrome and creating a relaxed and lasting riding experience.

Suited for

wheelchair users with complete hand function.

Recommendation for profile size and coating

Wheelchair users with small hands should use the small Curve profile. If you have normal or large sized hands, we recommend choosing the larger Curve L profile. Those who enjoy fast downhill rides in higher temperatures, should use the anodized surface.

ORDER NUMBERS

CURVE & CURVE L

Curve | powder-coated | 6 rivet nuts

| | | | |
|-----|------------------------------|-------|------------|
| 22" | bolt circle diameter: 461 mm | black | 22AG661P21 |
| 24" | bolt circle diameter: 502 mm | black | 24AG600P21 |
| 24" | bolt circle diameter: 515 mm | black | 24AG615P21 |
| 24" | bolt circle diameter: 520 mm | black | 24AG620P21 |

Curve | anodised | 6 rivet nuts

| | | | |
|-----|------------------------------|-------|------------|
| 22" | bolt circle diameter: 461 mm | black | 22AG661E21 |
| 24" | bolt circle diameter: 502 mm | black | 24AG600E21 |
| 24" | bolt circle diameter: 515 mm | black | 24AG615E21 |
| 24" | bolt circle diameter: 520 mm | black | 24AG620E21 |
| 25" | bolt circle diameter: 539 mm | black | 25AG639E21 |

Curve | powder-coated | 6 tabs

| | | | |
|-------|----------------------|-------|------------|
| 22" * | tab distance: 465 mm | black | 22AL665P21 |
| 22" * | tab distance: 472 mm | black | 22AL673P21 |
| 24" * | tab distance: 512 mm | black | 24AL615P21 |
| 24" * | tab distance: 523 mm | black | 24AL623P21 |
| 25" * | tab distance: 535 mm | black | 25AL635P21 |

Curve | anodised | 6 tabs

| | | | |
|-------|----------------------|-------|------------|
| 22" | tab distance: 465 mm | black | 22AL665E21 |
| 22" * | tab distance: 472 mm | black | 22AL673E21 |
| 24" | tab distance: 512 mm | black | 24AL615E21 |
| 24" | tab distance: 523 mm | black | 24AL623E21 |
| 25" | tab distance: 535 mm | black | 25AL635E21 |

Curve L | powder-coated | 6 rivet nuts

| | | | |
|-------|------------------------------|-------|------------|
| 24" * | bolt circle diameter: 502 mm | black | 24LG600P21 |
| 24" * | bolt circle diameter: 515 mm | black | 24LG615P21 |
| 24" * | bolt circle diameter: 520 mm | black | 24LG620P21 |

Curve L | anodised | 6 rivet nuts

| | | | |
|-----|------------------------------|--------|------------|
| 22" | bolt circle diameter: 461 mm | black | 22LG661E21 |
| 22" | bolt circle diameter: 461 mm | silver | 22LG661E31 |
| 24" | bolt circle diameter: 502 mm | black | 24LG600E21 |
| 24" | bolt circle diameter: 502 mm | silver | 24LG600E31 |
| 24" | bolt circle diameter: 515 mm | black | 24LG615E21 |
| 24" | bolt circle diameter: 515 mm | silver | 24LG615E31 |
| 24" | bolt circle diameter: 520 mm | black | 24LG620E21 |
| 25" | bolt circle diameter: 539 mm | black | 25LG639E21 |
| 25" | bolt circle diameter: 539 mm | black | 25LG639E31 |

Curve L | powder-coated | 6 tabs

| | | | |
|-------|----------------------|-------|------------|
| 24" * | tab distance: 512 mm | black | 24LL615P21 |
| 24" * | tab distance: 523 mm | black | 24LL623P21 |
| 25" * | tab distance: 535 mm | black | 25LL635P21 |
| 26" * | tab distance: 576 mm | black | 26LL676P21 |

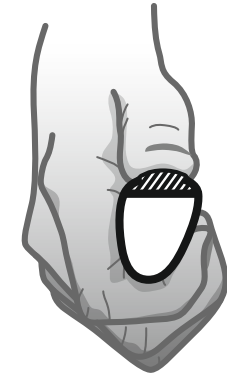
Curve L | anodised | 6 tabs

| | | | |
|-------|----------------------|--------|------------|
| 22" | tab distance: 465 mm | black | 22LL665E21 |
| 22" | tab distance: 465 mm | silver | 22LL665E31 |
| 24" | tab distance: 515 mm | black | 24LL615E21 |
| 24" | tab distance: 512 mm | silver | 24LL615E31 |
| 24" | tab distance: 523 mm | black | 24LL623E21 |
| 24" | tab distance: 523 mm | silver | 24LL623E31 |
| 25" | tab distance: 535 mm | black | 25LL635E21 |
| 25" | tab distance: 535 mm | silver | 25LL635E31 |
| 26" | tab distance: 565 mm | black | 26LL665E21 |
| 26" | tab distance: 565 mm | silver | 26LL665E31 |
| 26" * | tab distance: 576 mm | black | 26LL676E21 |

GEKKO & GEKKO S



Gekko S



Gekko

Advantages

Its perfect ergonomics and outstanding grip along with its low weight make the Gekko a unique, revolutionary handrim. The robust replaceable silicone strip, which is fully integrated into the profile, further enhances the exceptional handling quality of the handrim creating unrivaled riding comfort for you. Additionally, the anodized low-friction surface at the sides prevents heat generation during braking.

Suited for

wheelchair users with complete hand function and either complete or limited hand strength.

Recommendation for profile size and coating

We recommend the Gekko S for users with small hands or children as well. Especially children learn yet by young age, how to push and grab the hand rim properly.

ORDER NUMBERS GEKKO S

Gekko S | 6 rivet nuts

| | | | |
|-----|------------------------------|--------|------------|
| 22" | bolt circle diameter: 461 mm | black | 22SG661E21 |
| 22" | bolt circle diameter: 461 mm | silver | 22SG661E31 |
| 24" | bolt circle diameter: 502 mm | black | 24SG600E21 |
| 24" | bolt circle diameter: 502 mm | silver | 24SG600E31 |
| 24" | bolt circle diameter: 515 mm | black | 24SG615E21 |
| 24" | bolt circle diameter: 515 mm | silver | 24SG615E31 |
| 25" | bolt circle diameter: 539 mm | black | 25SG639E21 |
| 25" | bolt circle diameter: 539 mm | silver | 25SG639E31 |

Gekko S | 6 tabs

| | | | |
|-----|----------------------|--------|------------|
| 22" | tab distance: 465 mm | black | 22SL665E21 |
| 22" | tab distance: 465 mm | silver | 22SL665E31 |
| 24" | tab distance: 512 mm | black | 24SL615E21 |
| 24" | tab distance: 512 mm | silver | 24SL615E31 |
| 24" | tab distance: 523 mm | black | 24SL623E21 |
| 24" | tab distance: 523 mm | silver | 24SL623E31 |
| 25" | tab distance: 535 mm | black | 25SL635E21 |
| 25" | tab distance: 535 mm | silver | 25SL635E31 |
| 26" | tab distance: 565 mm | black | 26SL665E21 |
| 26" | tab distance: 565 mm | silver | 26SL665E31 |

Gekko S | Replaceable silicone straps

| | | | |
|-----|----------------|-------|---------|
| 22" | Silicone strap | black | 22SGP21 |
| 24" | Silicone strap | black | 24SGP21 |
| 25" | Silicone strap | black | 25SGP21 |
| 26" | Silicone strap | black | 26SGP21 |

ORDER NUMBERS GEKKO

Gekko | 6 rivet nuts

| | | | |
|-----|------------------------------|--------|------------|
| 22" | bolt circle diameter: 461 mm | black | 22GG661E21 |
| 22" | bolt circle diameter: 461 mm | silver | 22GG661E31 |
| 24" | bolt circle diameter: 502 mm | black | 24GG600E21 |
| 24" | bolt circle diameter: 502 mm | silver | 24GG600E31 |
| 24" | bolt circle diameter: 515 mm | black | 24GG615E21 |
| 24" | bolt circle diameter: 515 mm | silver | 24GG615E31 |
| 25" | bolt circle diameter: 539 mm | black | 25GG639E21 |
| 25" | bolt circle diameter: 539 mm | silver | 25GG639E31 |

Gekko | 6 tabs

| | | | |
|-----|----------------------|--------|------------|
| 22" | tab distance: 465 mm | black | 22GL665E21 |
| 22" | tab distance: 465 mm | silver | 22GL665E31 |
| 24" | tab distance: 512 mm | black | 24GL615E21 |
| 24" | tab distance: 512 mm | silver | 24GL615E31 |
| 24" | tab distance: 523 mm | black | 24GL623E21 |
| 24" | tab distance: 523 mm | silver | 24GL623E31 |
| 25" | tab distance: 535 mm | black | 25GL635E21 |
| 25" | tab distance: 535 mm | silver | 25GL635E31 |
| 26" | tab distance: 565 mm | black | 26GL665E21 |
| 26" | tab distance: 565 mm | silver | 26GL665E31 |
| 26" | tab distance: 576 mm | black | 26GL676E21 |

Gekko | Replaceable silicone straps

| | | | |
|-----|----------------|-------|---------|
| 22" | Silicone strap | black | 22GGP21 |
| 24" | Silicone strap | black | 24GGP21 |
| 25" | Silicone strap | black | 25GGP21 |
| 26" | Silicone strap | black | 26GGP21 |



CURVE TETRA GRIP & CURVE L TETRA GRIP



Curve Tetra Grip



Curve L Tetra Grip

Advantages

Being larger than conventional round profiles, this innovative profile provides tetraplegics with triceps function with a gripping surface optimised for exerting considerably more pressure on the pushrim. As a result, propelling the wheelchair along a flat road and particularly uphill requires less physical effort while being much gentler on the joints and ensuring better and more secure wheelchair handling. Along with the extremely durable anti-slip coating, the handrims make riding and steering your wheelchair much safer. When braking, the larger gripping surface helps to distribute the pressure much better and thus reduces generation of heat.

Suited for

tetraplegics with triceps function as well as wheelchair users with complete hand function but little hand strength.

Recommendation for profile size and coating

Generally, we recommend using our Curve L Tetra Grip handrim to all tetraplegics with triceps function.

ORDER NUMBERS CURVE TETRA GRIP

ORDER NUMBERS CURVE L TETRA GRIP

Curve Tetra Grip | 6 rivet nuts

| | | | |
|-------|------------------------------|-------|------------|
| 22" | bolt circle diameter: 461 mm | black | 22AG661GT1 |
| 24" | bolt circle diameter: 502 mm | black | 24AG600GT1 |
| 24" | bolt circle diameter: 515 mm | black | 24AG615GT1 |
| 24" * | bolt circle diameter: 520 mm | black | 24AG620GT1 |
| 25" | bolt circle diameter: 539 mm | black | 25AG639GT1 |

Curve L Tetra Grip | 6 rivet nuts

| | | | |
|-------|------------------------------|-------|------------|
| 22" | bolt circle diameter: 461 mm | black | 22LG661GT1 |
| 24" | bolt circle diameter: 502 mm | black | 24LG600GT1 |
| 24" | bolt circle diameter: 515 mm | black | 24LG615GT1 |
| 24" * | bolt circle diameter: 520 mm | black | 24LG620GT1 |
| 25" | bolt circle diameter: 539 mm | black | 25LG639GT1 |

Curve Tetra Grip | 6 tabs

| | | | |
|-----|----------------------|-------|------------|
| 22" | tab distance: 465 mm | black | 22AL665GT1 |
| 24" | tab distance: 512 mm | black | 24AL615GT1 |
| 24" | tab distance: 523 mm | black | 24AL623GT1 |
| 25" | tab distance: 535 mm | black | 25AL635GT1 |

Curve L Tetra Grip | 6 tabs

| | | | |
|-----|----------------------|-------|------------|
| 22" | tab distance: 465 mm | black | 22LL665GT1 |
| 24" | tab distance: 512 mm | black | 24LL615GT1 |
| 24" | tab distance: 523 mm | black | 24LL623GT1 |
| 25" | tab distance: 535 mm | black | 25LL635GT1 |
| 26" | tab distance: 565 mm | black | 26LL665GT1 |
| 26" | tab distance: 576 mm | black | 26LL676GT1 |

* Available while stocks last.

QUADRO

Advantages

Designed with the biomechanics of tetraplegics with no triceps function in mind, the profile of the Quadro provides a considerably larger gripping surface than a conventional handrim. Featuring an extremely robust anti-slip coating, it offers you unsurpassed grip for efficient propulsion as well as maximum control during braking and when correcting the direction of travel.



Quadro

Suited for

tetraplegics without triceps function.

Quadro | 6 rivet nuts

| | | | |
|-----|------------------------------|-------|------------|
| 22" | bolt circle diameter: 461 mm | black | 22QG661GT1 |
| 24" | bolt circle diameter: 502 mm | black | 24QG600GT1 |
| 24" | bolt circle diameter: 515 mm | black | 24QG615GT1 |
| 25" | bolt circle diameter: 539 mm | black | 25QG639GT1 |

Quadro | 6 tabs

| | | | |
|-------|----------------------|-------|------------|
| 22" | tab distance: 465 mm | black | 22QL665GT1 |
| 24" | tab distance: 512 mm | black | 24QL615GT1 |
| 24" | tab distance: 523 mm | black | 24QL623GT1 |
| 25" | tab distance: 535 mm | black | 25QL635GT1 |
| 26" | tab distance: 565 mm | black | 26QL665GT1 |
| 26" * | tab distance: 576 mm | black | 26QL676GT1 |

*** Available while stocks last.**




**life changing
products**

CLOTHING GUARDS SURFACES & COLORS




SAHARA GOLD
F600



ATLANTIC BLUE
F600



SAHARA GOLD
Formular



ATLANTIC BLUE
Formular




MARANELLO
F600



CHOCOLATE
F600



MARANELLO
Formular



CHOCOLATE
Formular




PURPLE PASSION
F600



GREEN FOREST
F600




PURPLE PASSION
Formular



GREEN FOREST
Formular



SUNSET
F600



CARBON BLACK
F600

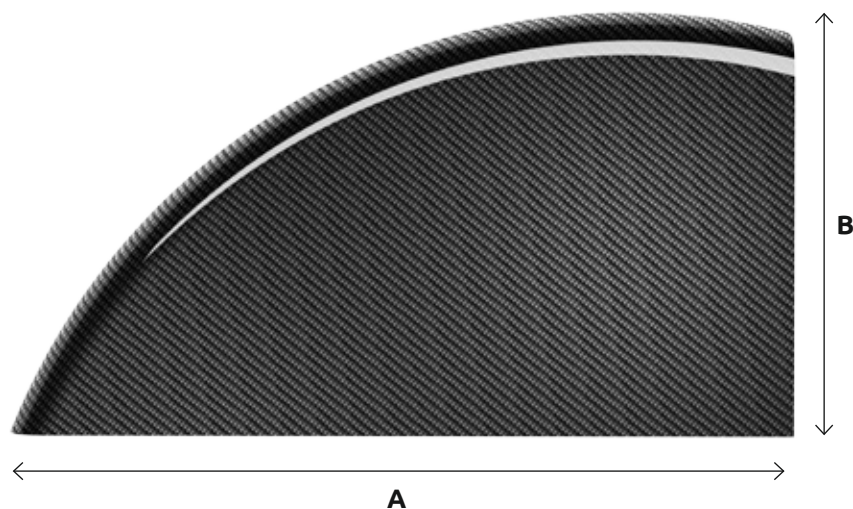


SUNSET
Formular



CARBON BLACK
Formular

CLOTHING GUARD BLANK WITH FENDER



M: A=403 mm | B=208 mm | fender width=40 mm

XL: A=456 mm | B=282 mm | fender width=40 mm

F600

| | | |
|----|----------------|-----------|
| M | Carbon Black | 14MF6ST11 |
| XL | Carbon Black | 14XF6ST11 |
| XL | Sahara Gold | 14XF6SG11 |
| XL | Sunset | 14XF6SU11 |
| XL | Maranello | 14XF6MA11 |
| XL | Chocolate | 14XF6CH11 |
| XL | Purple Passion | 14XF6PP11 |
| XL | Forest Green | 14XF6FG11 |
| XL | Atlantic Blue | 14XF6AB11 |

Formular

| | | |
|----|----------------|-----------|
| XL | Carbon Black | 14XFOST11 |
| XL | Sahara Gold | 14XFOSG11 |
| XL | Sunset | 14XFOSU11 |
| XL | Maranello | 14XFOMA11 |
| XL | Chocolate | 14XFOCH11 |
| XL | Purple Passion | 14XFOPP11 |
| XL | Forest Green | 14XFOFG11 |
| XL | Atlantic Blue | 14XFOAB11 |

Blank example
Formular | Carbon Black



Blank example
F600 | Carbon Black



Advantages

Not only can our clothing guard blanks be customised to fit your wheelchair, but they also set new standards in terms of rigidity, robustness and quality. The innovative use of carbon design fabrics makes for a superior surface quality with a captivating shine and depth effect. Thanks to the wide colour range available, they offer you an unmatched degree of individuality and aesthetic appeal.

Suited for

Our clothing guards permit individual customization for almost every wheelchair. Cutting the custom dimensions is uncomplicated and can usually be done through your specialised retailer. Instructions can be found on our homepage.

ORDER NUMBERS

SOPUR

Sopur | Rigid backrest | F600

| | | | | |
|---|-------------|--------------|----------------------|--------------|
| M | (24" - 26") | Carbon Black | without slot & holes | 14MF6SPFST11 |
| L | (24" - 26") | Carbon Black | without slot & holes | 14LF6SPFST11 |

Sopur | Rigid backrest | Formular

| | | | | |
|---|-------------|--------------|----------------------|-------------|
| M | (24" - 26") | Carbon Black | without slot & holes | 14MFOSPST11 |
| L | (24" - 26") | Carbon Black | without slot & holes | 14LFOSPST11 |


Sopur | Foldable backrest | F600

| | | | | |
|---|-------------|---------------|-------------------|--------------|
| M | (24" - 26") | Carbon Black | with slot & holes | 14MF6SPKST11 |
| M | (24" - 26") | Maranello | with slot & holes | 14MF6SPKMA11 |
| M | (24" - 26") | Atlantic Blue | with slot & holes | 14MF6SPKAB11 |
| M | (24" - 26") | Sunset | with slot & holes | 14MF6SPKSU11 |
| M | (24" - 26") | Chocolate | with slot & holes | 14MF6SPKCH11 |
| L | (24" - 26") | Carbon Black | with slot & holes | 14LF6SPKST11 |
| L | (24" - 26") | Maranello | with slot & holes | 14LF6SPKMA11 |
| L | (24" - 26") | Atlantic Blue | with slot & holes | 14LF6SPKAB11 |
| L | (24" - 26") | Sunset | with slot & holes | 14LF6SPKSU11 |
| L | (24" - 26") | Chocolate | with slot & holes | 14LF6SPKCH11 |

Sopur | Foldable backrest | Formular

| | | | | |
|---|-------------|---------------|-------------------|-------------|
| M | (24" - 26") | Carbon Black | with slot & holes | 14MFOSPST11 |
| M | (24" - 26") | Maranello | with slot & holes | 14MFOSPST11 |
| M | (24" - 26") | Atlantic Blue | with slot & holes | 14MFOSPST11 |
| M | (24" - 26") | Sunset | with slot & holes | 14MFOSPST11 |
| M | (24" - 26") | Chocolate | with slot & holes | 14MFOSPST11 |
| L | (24" - 26") | Carbon Black | with slot & holes | 14LFOSPST11 |
| L | (24" - 26") | Maranello | with slot & holes | 14LFOSPST11 |
| L | (24" - 26") | Atlantic Blue | with slot & holes | 14LFOSPST11 |
| L | (24" - 26") | Sunset | with slot & holes | 14LFOSPST11 |
| L | (24" - 26") | Chocolate | with slot & holes | 14LFOSPST11 |

Formular | Carbon Black



F600 | Carbon Black

Advantages

Our carbon clothing guard for SOPUR wheelchairs with a rigid or foldable backrest sets new standards in terms of rigidity, robustness, quality and adjustability to the frame size. The innovative use of carbon design fabrics makes for a superior surface quality with a captivating shine and depth effect.

Suited for

SOPUR wheelchairs with a rigid or foldable backrest.

CLOTHING GUARD

TiLite

TiLite | F600

| | | |
|---------------|--------------|----------|
| M (24" - 26") | Carbon Black | 14F6TLM1 |
| L (24" - 26") | Carbon Black | 14F6TLL1 |

TiLite | Formular

| | | |
|---------------|--------------|----------|
| M (24" - 26") | Carbon Black | 14FOTLM1 |
| L (24" - 26") | Carbon Black | 14FOTLL1 |

Mounting kit for TriLite

| | | |
|-----------|---|-------------|
| 24" - 26" | 14TLMK-100I Mounting kit for a pair of clothing guards with TiLite-item-number AS116069 (TR -Series 3, AERO T), 1" frame | 14TLMK-100I |
| 24" - 26" | 14TLMK-125I Mounting kit for a pair of clothing guards with TiLite-item-number AS116068 (ZR-Series 2, ZRA-Series 2, AERO Z-Series 2), 1,25" frame | 14TLMK-125I |

Available while stocks last.



Blank example
F600 | Carbon Black


Advantages

Our carbon clothing guard for TiLite wheelchairs sets new standards in terms of rigidity, robustness and quality. The innovative use of carbon design fabrics makes for a superior surface quality with a captivating shine and depth effect.

Suited for

TiLite wheelchairs with a foldable backrest.

CLOTHING GUARD PANTHERA



Blank example
F600 | Carbon Black

Panthera | Rigid backrest (Panthera Standard) | F600

24" - 26" Carbon Black 14MF6SPFST11

Panthera | Foldable backrest (Panthera X) | F600

24" Carbon Black 14MF6SPKST11
26" Carbon Black 14LF6SPKCH11

[Available while stocks last.](#)

Advantages

Our carbon clothing guard designed for the most lightweight wheelchair worldwide sets new standards in terms of rigidity, robustness and quality. The innovative use of carbon design fabrics makes for a superior surface quality with a captivating shine and depth effect.

Suited for

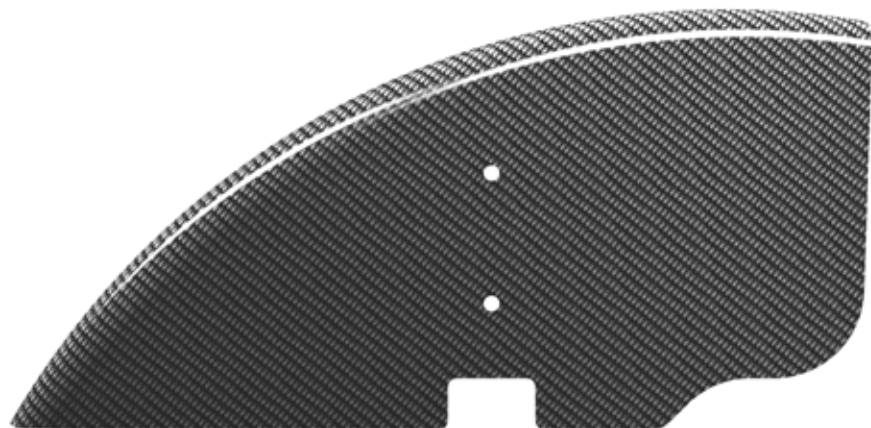
Panthera Standard and Panthera X wheelchairs.

CLOTHING GUARD

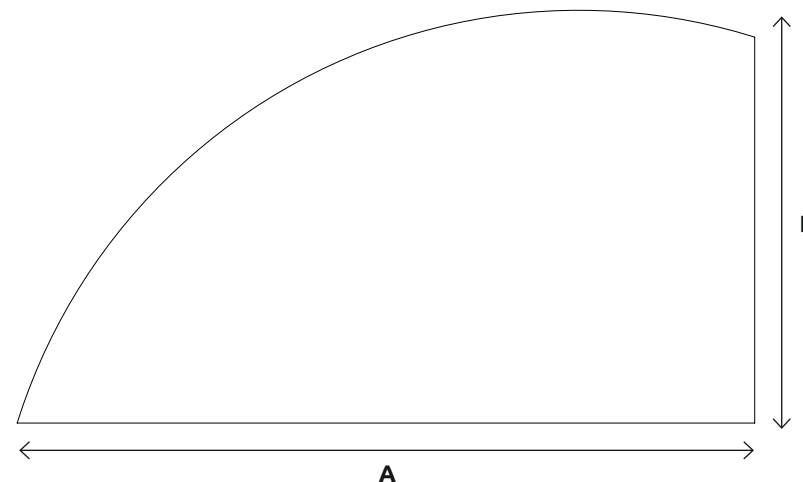
KiMobility

CLOTHING GUARD

F200 – WITHOUT FENDER



Blank example
F600 | Carbon Black



Advantages

Our carbon clothing guard for Ki Mobility wheelchairs sets new standards in terms of rigidity, robustness and quality. The innovative use of carbon design fabrics makes for a superior surface quality with a captivating shine and depth effect.

Suited for

the Ki Mobility Roque wheelchair.

Advantages

Our carbon clothing guard F200 sets new standards in terms of rigidity, robustness and quality. The innovative use of carbon design fabrics makes for a superior surface quality with a captivating shine and depth effect. Three different sized blanks guarantee the optimum selection for individual adjustment to any wheelchair without much waste.

KiMobility | F600

24" - 26"

Carbon Black

14MF6KIST11

F200 – without fender | F600

24" | A=385 mm | B=210 mm

Carbon Black

14LF2ST11

25" | A=400 mm | B=230 mm

Carbon Black

15LF2ST11

26" | A=410 mm | B=235 mm


Carbon Black

16LF2ST11

Available while stocks last.



FOOTPLATE & FOOTREST



Footplates

Our carbon footplates sets new standards in terms of rigidity, robustness and quality. Four different sized blanks guarantee the optimum selection for individual adjustment to any wheelchair without much waste.

Footplate

| | | | |
|-------------------|------|--------------|----------|
| S (135 × 150 mm) | flat | Carbon Black | 3SF2FB11 |
| M (135 × 170 mm) | flat | Carbon Black | 3MF2FB11 |
| L (140 × 190 mm) | flat | Carbon Black | 3LF2FB11 |
| XL (140 × 210 mm) | flat | Carbon Black | 3XF2FB11 |

Available while stocks last.

Footrest

| | | |
|-----------------------|--------------|----------|
| L (330 × 250 × 40 mm) | Carbon Black | 3LF6ST11 |
|-----------------------|--------------|----------|



Footrest

The footrest of carbon is designed for sport wheelchairs. The 40mm high edges guarantee a perfect foot positioning.



SUPPORT GUARANTEE & CRASH REPLACEMENT

The CarboLife promise

We manufacture top-quality products for wheelchairs, and strive to ensure the best possible service and support for you. Thus, we grant the original buyer of CarboLife carbon products an industry-leading 5-year Manufacturer Warranty and Lifetime Crash Replacement with special conditions.

5 Year Manufacturer Warranty for Carbon products

We vouch for the quality of our products „Made in Germany“. This is why we warrant our carbon products to be free from defects in material or workmanship for five years from the original purchase date (product registration required).

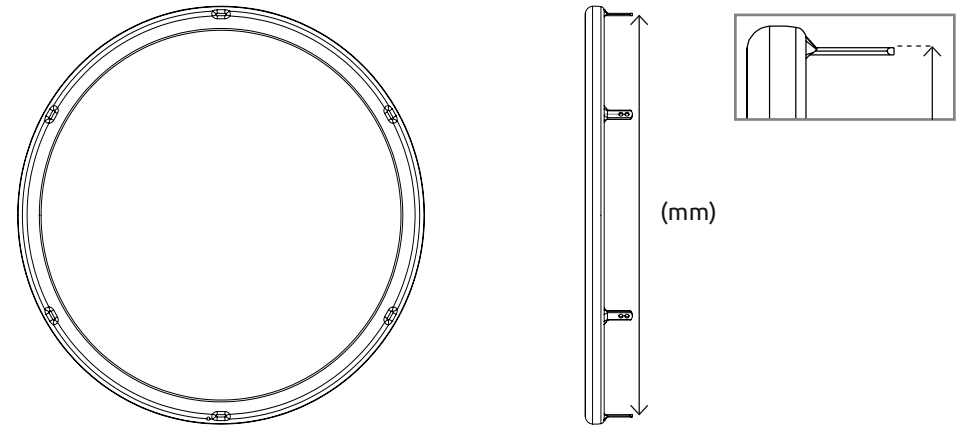
Modified, misplaced, misused, improperly installed or obviously abused CarboLife carbon products are not covered by this warranty. Also, minor everyday damages such as scratches on the surface of our carbon clothing guards are not included in this warranty.

Lifetime Crash Replacement

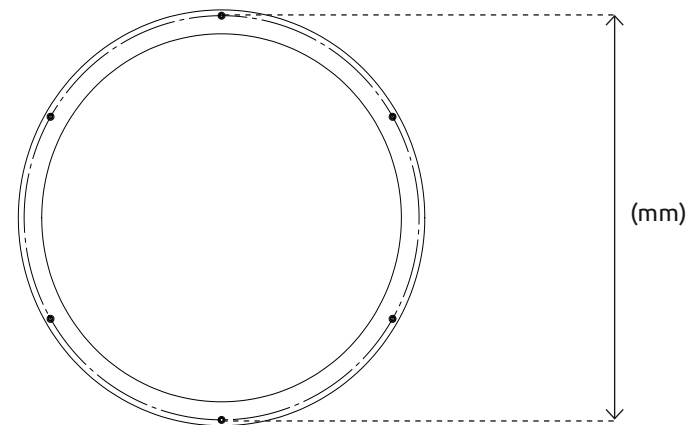
We offer a Lifetime Crash Replacement Program to the original owner for CarboLife manufactured products. This program covers damages which fall outside of our warranty, no matter for what reason. As part of this program, the price of the replacement CarboLife product is 50% off the MSRP. Please note that sales tax, shipping, import duties and labor are not covered by this program (product registration required).

HAND RIM DIMENSIONS

Tab distance



Bolt circle diameter





CarboLife technologies GmbH & Co. KG

Hermann-Mende-Straße 5-7
01099 Dresden
Germany

E info@carbolife.de
T +49 351 501 937 30
F +49 351 797 907 5
W carbolife.de

HRA 8827
CEO Mirko Filler

